


All Queensland State School students from Prep– Year 12 can now get multiple free copies of the Microsoft Office 2013 Suite. The Microsoft Office 2013 Suite can now be downloaded by all students on to their personal devices.

- The suite of products is only available for download on to personal devices, not devices connected to a school network.
- Personal devices include those devices in the student’s home environment as well as mobile devices.
- In order for students to take advantage of this offer they will require an active MIS login and school email account – the one that they use to login at school, or to access their email.
- A student who does not currently have an active school email account and password should contact their school MIS Administrator (IT Services in D Block).
- MIS Administrators in schools will be able to help students activate their MIS login.

Download process

- Sign in to Office 365 to download your free copy of the Microsoft Office 2013 Suite <https://portal.office.com/OLS/MySoftware.aspx>
- The initial login page requires a MIS email address and password.



Enter your MIS ID – for example:
jsmit2@eq.edu.au

- You should then be forwarded to a page which looks like this:



Queensland Government

Logon ID

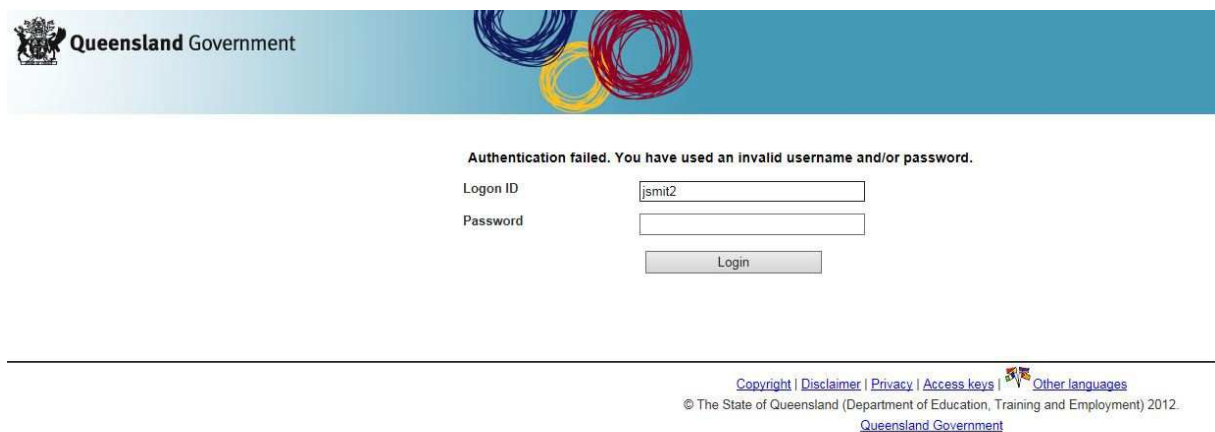
Password

Login

[Copyright](#) | [Disclaimer](#) | [Privacy](#) | [Access keys](#) | [Other languages](#)

© The State of Queensland (Department of Education, Training and Employment) 2012.
[Queensland Government](#)

- In the Logon ID box, enter your ID – without the eq.edu.au at the end.
- In the Password box, enter the password that you'd normally use to logon at school.



Queensland Government

Authentication failed. You have used an invalid username and/or password.

Logon ID

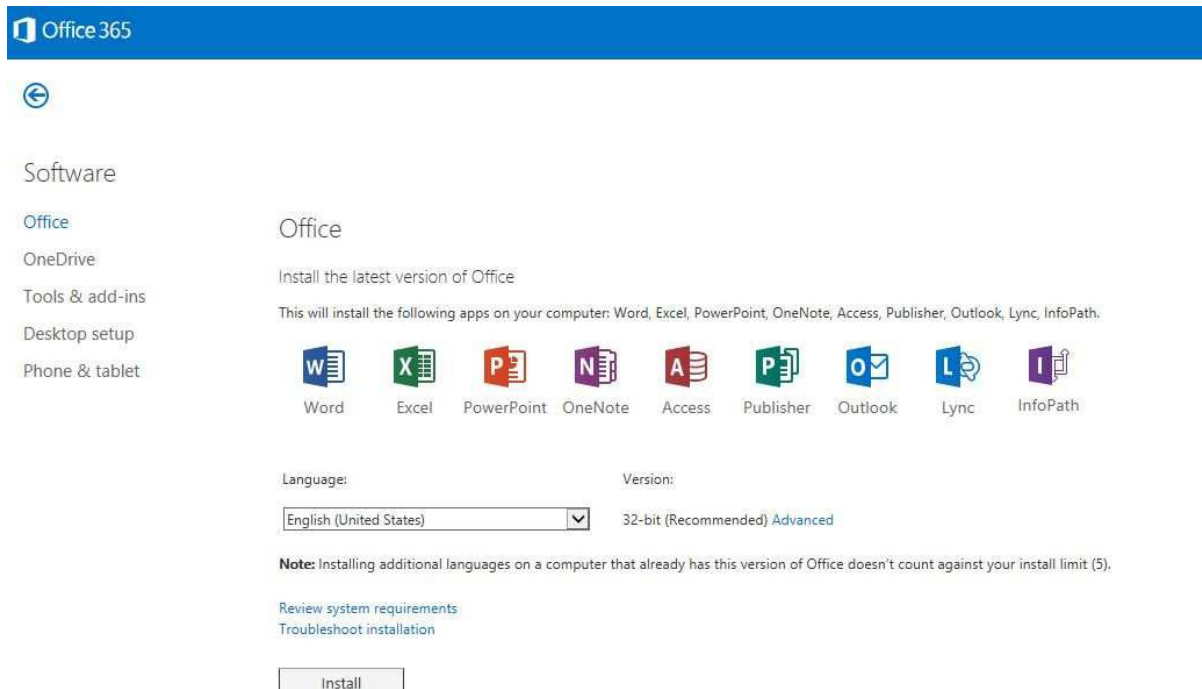
Password

Login

[Copyright](#) | [Disclaimer](#) | [Privacy](#) | [Access keys](#) | [Other languages](#)

© The State of Queensland (Department of Education, Training and Employment) 2012.
[Queensland Government](#)

- If successful, you will end up at the following page. Simply follow the instructions.



Office 365

Software

Office

OneDrive

Tools & add-ins

Desktop setup

Phone & tablet

Office

Install the latest version of Office

This will install the following apps on your computer: Word, Excel, PowerPoint, OneNote, Access, Publisher, Outlook, Lync, InfoPath.

Word Excel PowerPoint OneNote Access Publisher Outlook Lync InfoPath

Language:

Version:

Note: Installing additional languages on a computer that already has this version of Office doesn't count against your install limit (5).

[Review system requirements](#)

[Troubleshoot installation](#)

Install